



2023 annual report to the Community

# Crafers Primary School

Crafers Primary School number: 107

Partnership: Mount Lofty



School principal:

Chantelle Welfare

Date of endorsement:

06/02/2024



# Context Statement

Crafers Primary School caters for students from R-6. At the time of this report, the enrolment in 2023 is 209. Crafers Primary School is classified as Category 7 on the Department for Education Index of Educational Disadvantage. At the time of this report, the school population includes, 1% students with English as an additional language or dialect (EALD) funded background. Further information about the school is available on the school's website (including its context statement), as well as the My School website.

## Governing Council Report

As we reflect on the incredible year that was 2023, we are thrilled to share the multitude of achievements and milestones that have defined our journey at Crafers Primary School. It's been a year of growth, excellence, and community spirit, and we couldn't be prouder of our students, staff, and parents who have contributed to this success.

- 1. Academic Excellence:** Our students have once again demonstrated outstanding academic achievements, showcasing their dedication to learning and the support of our committed teaching staff. From impressive results to innovative classroom projects, Crafers Primary School continues to uphold its reputation for academic excellence.
- 2. Music and Creative Arts Triumphs:** The artistic talents of our students have shone brightly throughout the year. From captivating performances in the school play Peter Pan, school choir performances and Festival of Music appearances to stunning artworks displayed in our hallways and gymnasium at the Spring Fair, creativity of the students has been celebrated and nurtured at every turn.
- 3. Sporting Achievements:** Our young athletes have triumphed on the sports field, competing with passion, teamwork, and sportsmanship. Whether on the soccer field, netball courts or on the Pedal Prix track, Crafers Primary School has showcased prowess in various sports, fostering a love for physical activity and healthy competition. 2023 also saw the school enter a team in the orienteering relay for the very first time with a successful 4th place finish!
- 4. Community Engagement:** Crafers Primary School's commitment to community involvement has flourished throughout 2023. Through engaging events, fundraisers, and outreach initiatives, our school has strengthened its ties with the local community and strived to reconnect with each other post COVID. Several successful events were organised this year through the Governing Councils Parents and Friends committee. The Spring fair, school disco, Mother's and Father's Day breakfasts and Parental workshops on technology and student wellbeing and resilience building were all well received by the school community.

As we close this chapter and look ahead to the new year, we extend our heartfelt gratitude to our students, parents, teachers, and the wider Crafers community. Your unwavering support and commitment have been instrumental in making 2023 a resounding success.

Here's to another year of growth, learning, and success at Crafers Primary School!

Dean Topham

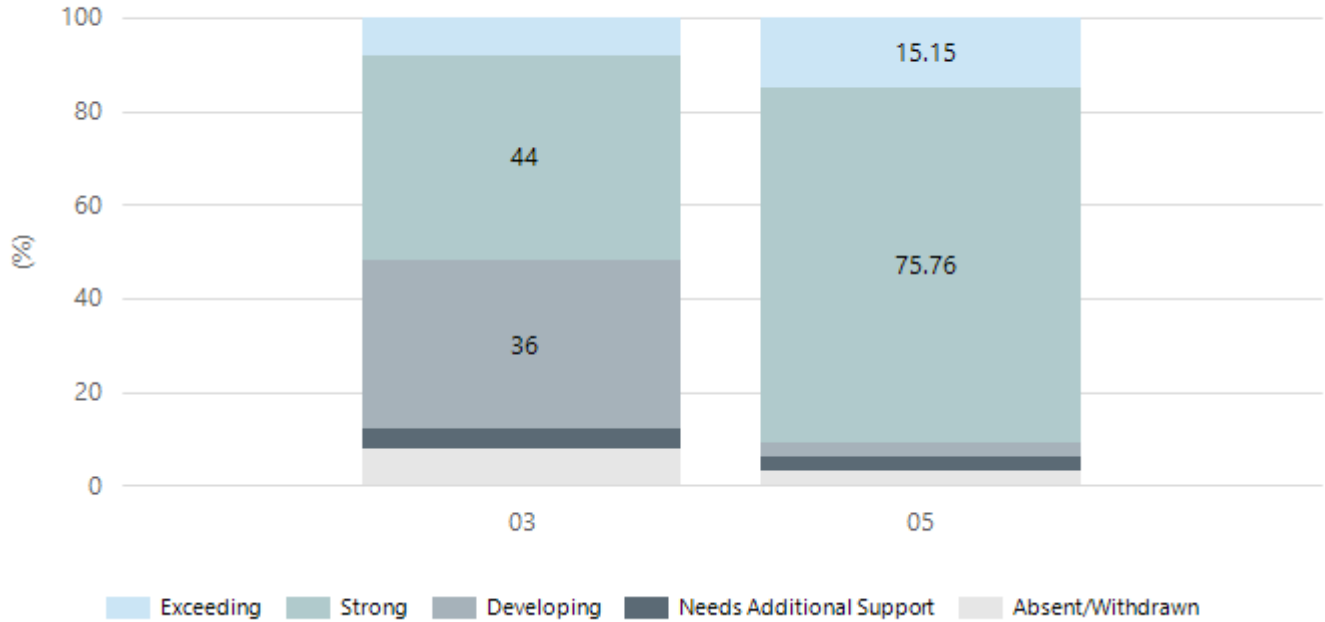
Governing Council Chair, Crafers Primary School

# Performance Summary

## NAPLAN Proficiency

In 2023, the Australian Curriculum, Assessment and Reporting Authority (ACARA) - a Commonwealth Independent statutory authority - announced changes to NAPLAN performance reporting. This new way of reporting by ACARA that NAPLAN results from 2023 will not be comparable to previous years. The new approach replaces the previous numerical NAPLAN bands and the national minimum standard.

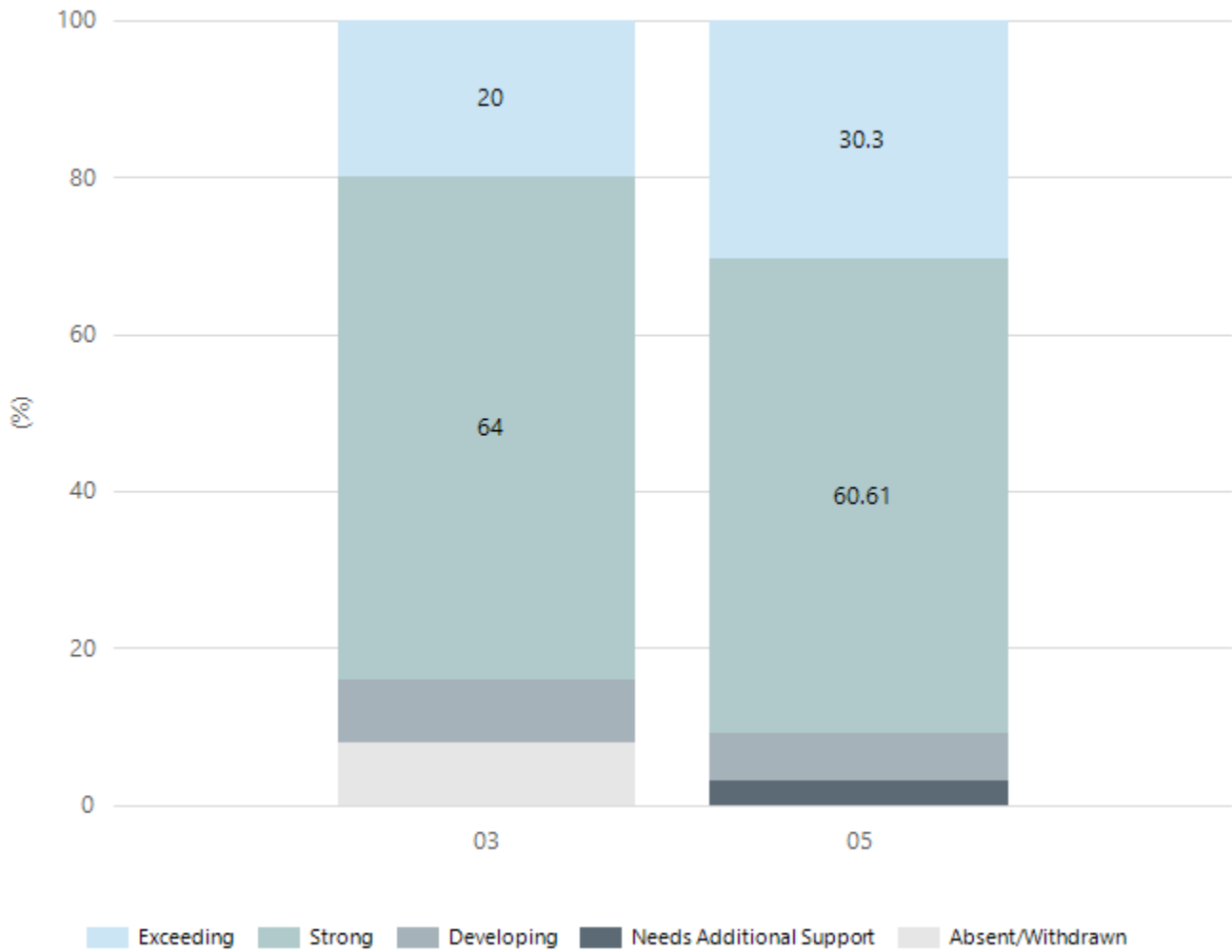
### Numeracy



Year Level	03	05
Exceeding	2	5
Strong	11	25
Developing	9	1
Needs Additional Support	1	1
Absent/Withdrawn	2	1
Total	25	33

Data Source: Department for Education Assessment Data Holdings, 2023. When there are less than six students in a cohort, no data is supplied.

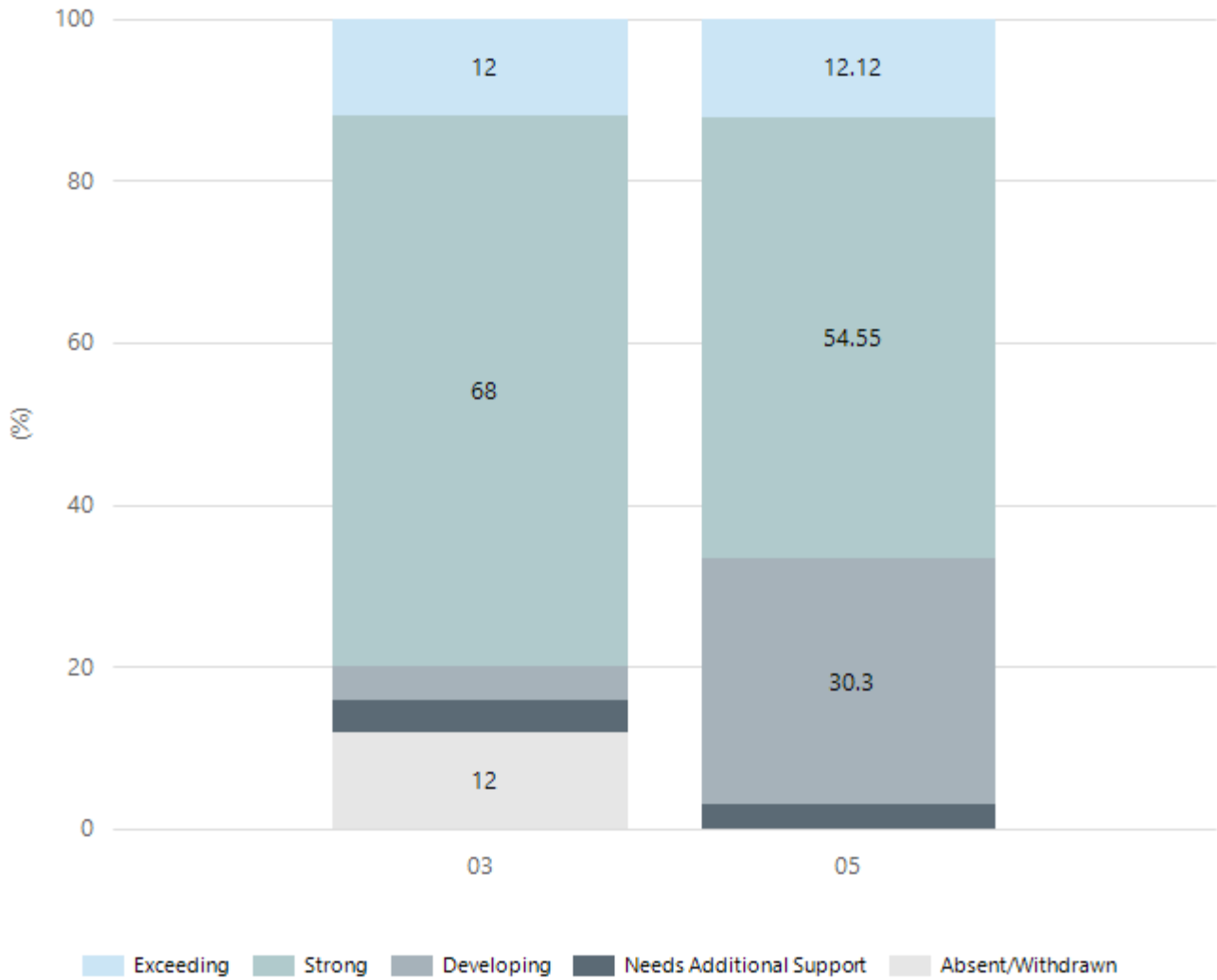
## Reading



Year Level	03	05
Exceeding	5	10
Strong	16	20
Developing	2	2
Needs Additional Support		1
Absent/Withdrawn	2	
Total	25	33

Data Source: Department for Education Assessment Data Holdings, 2023. When there are less than six students in a cohort, no data is supplied.

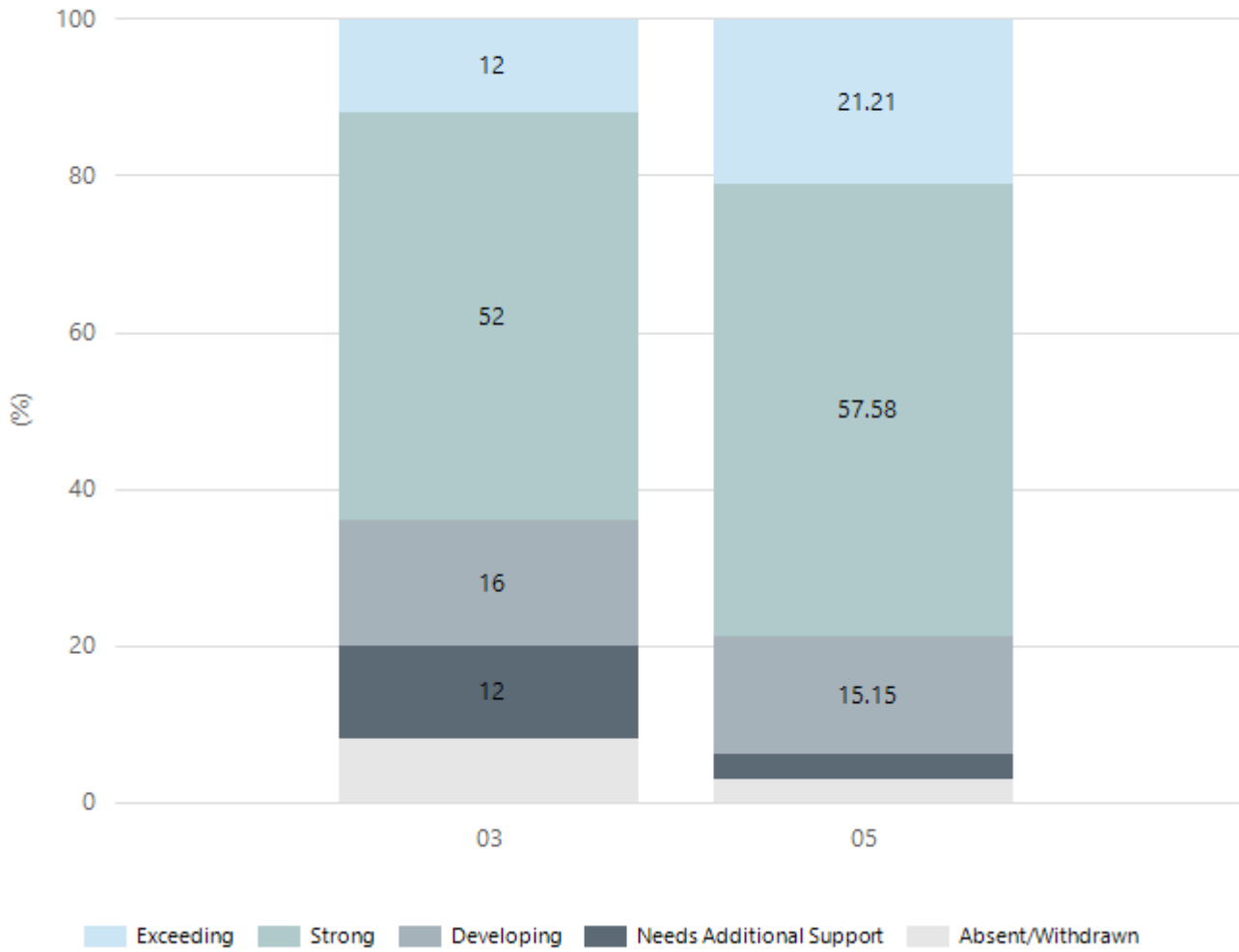
## Writing



Year Level	03	05
Exceeding	3	4
Strong	17	18
Developing	1	10
Needs Additional Support	1	1
Absent/Withdrawn	3	
Total	25	33

Data Source: Department for Education Assessment Data Holdings, 2023. When there are less than six students in a cohort, no data is supplied.

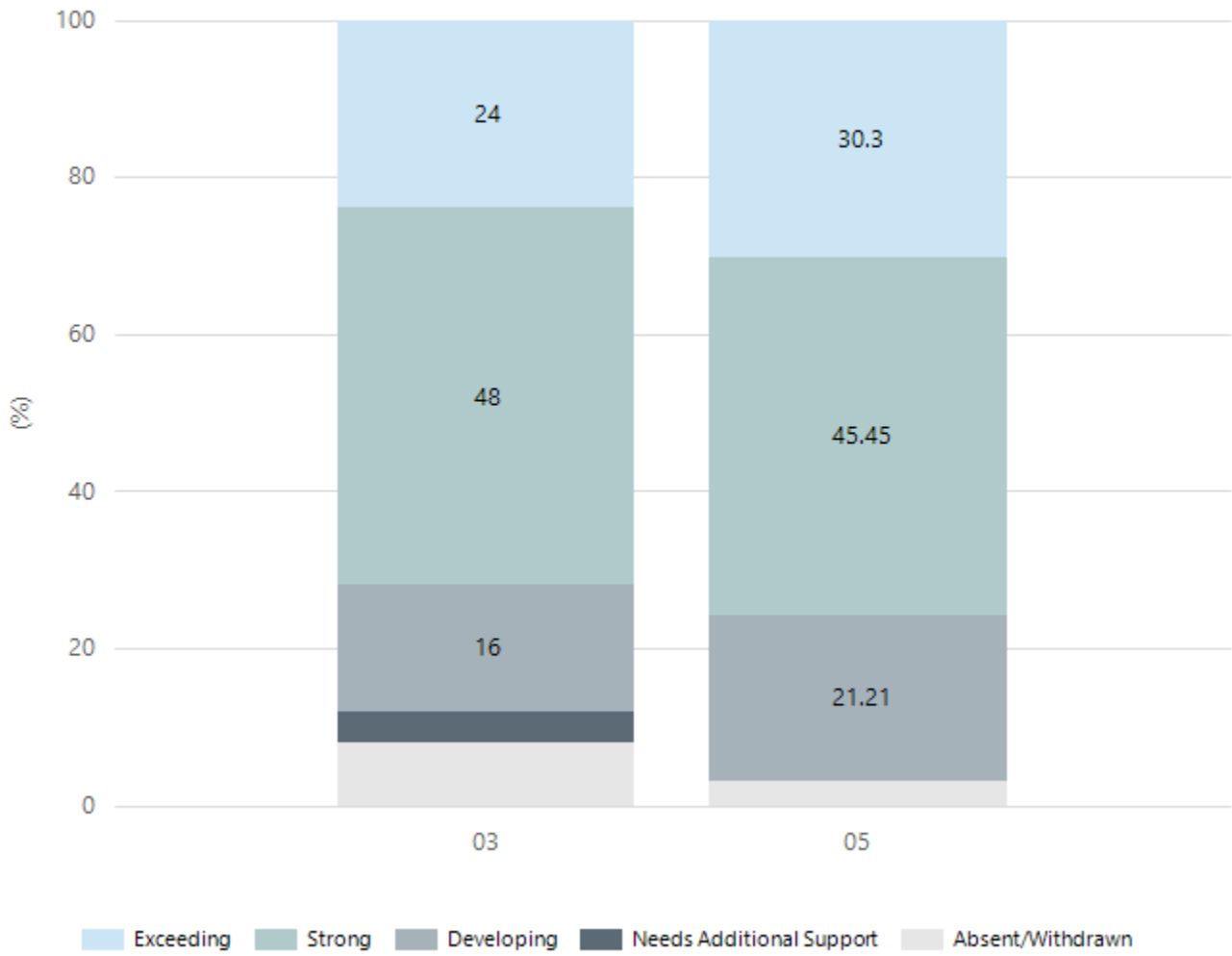
## Grammar



Year Level	03	05
Exceeding	3	7
Strong	13	19
Developing	4	5
Needs Additional Support	3	1
Absent/Withdrawn	2	1
Total	25	33

Data Source: Department for Education Assessment Data Holdings, 2023. When there are less than six students in a cohort, no data is supplied.

## Spelling



Year Level	03	05
Exceeding	6	10
Strong	12	15
Developing	4	7
Needs Additional Support	1	
Absent/Withdrawn	2	1
Total	25	33

Data Source: Department for Education Assessment Data Holdings, 2023. When there are less than six students in a cohort, no data is supplied.

# School Attendance

Year Level	2021	2022	2023
Reception	92.7%	85.7%	92.5%
Year 01	92.6%	86.4%	92.5%
Year 02	93.2%	87.4%	92.9%
Year 03	94.2%	83.2%	92.7%
Year 04	93.9%	86.4%	92.0%
Year 05	93.4%	86.3%	93.8%
Year 06	94.3%	86.0%	91.7%
Year 07	92.1%		
Total	93.3%	85.9%	92.6%

Data Source: Department for Education Attendance Data, Semester 1 Report 2023. A blank cell indicates there were no students enrolled. 'Primary Other' includes students enrolled in specialised education options. 'Secondary Other' includes students who have already spent a year at Year 12 and elected to undertake further study at Year 12.

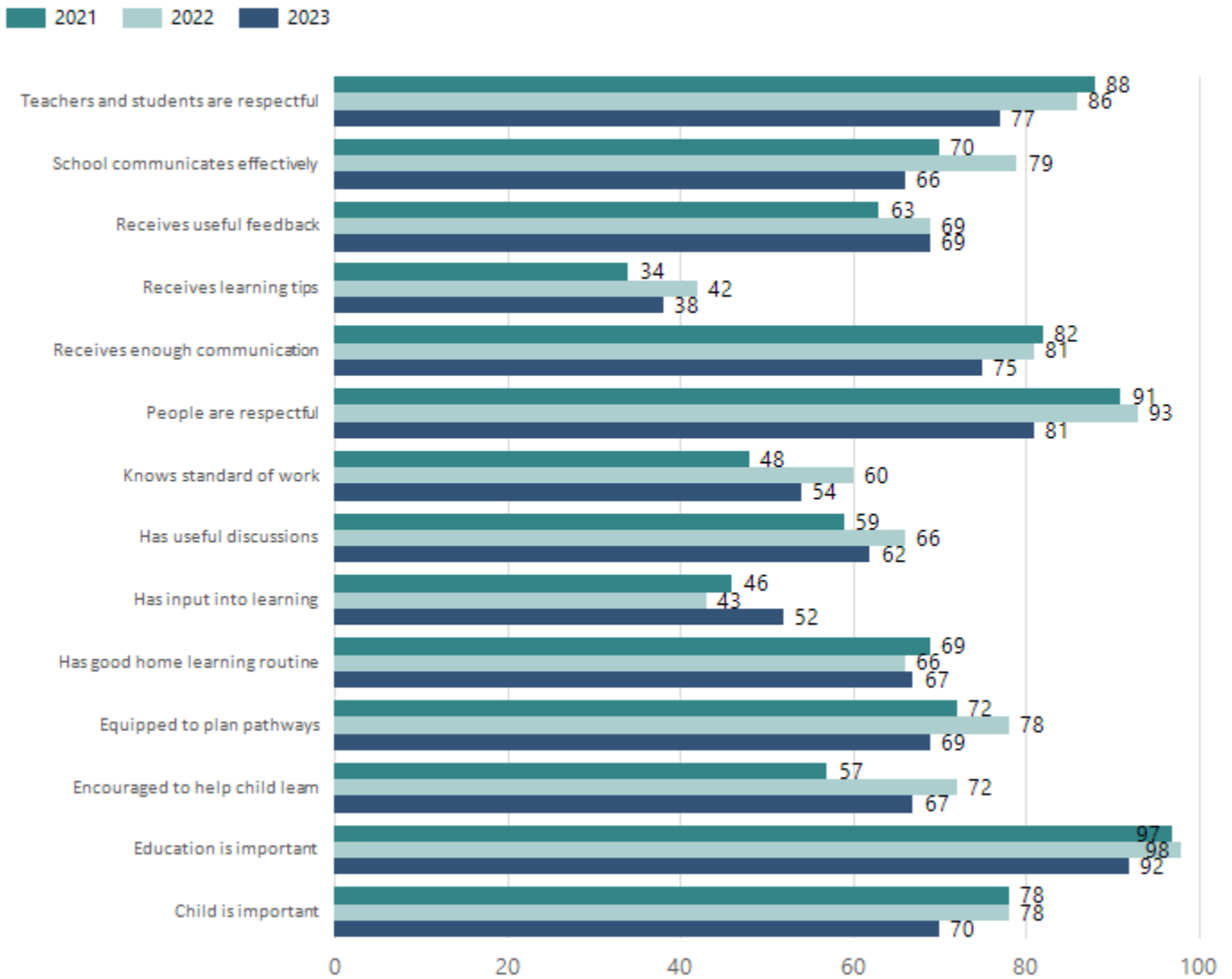
## Attendance Comment

In South Australia, all children and young people must be in school from 6 years to 16 years old. They must attend a government or non-government school full time. From age 16 to 17 however, young people must attend school or an approved learning program (such as an apprenticeship, traineeship, accredited course or university). Schools and parents must encourage and support students to come to school every day. Parents and caregivers must make sure their child is enrolled in a school, and attends school all day and everyday it is open, unless a child is sick or has an approved exemption. Teachers and leaders actively follow up when a student misses school, including recording all absences and non-attendance. All schools in South Australia have local attendance procedures governed under the Education and Children's Services Regulations 2020.



# Parent Opinion Survey Results

Proportion of agree/strongly agree response(%)



Data Source: 2023 Department for Education Parent Opinions Survey, Term 3 2023.

## Intended Destination

Leave Reason	Number	%
NG - ATTENDING NON-GOV SCHOOL IN SA	4	40.0%
OV - LEFT SA FOR OVERSEAS	1	10.0%
TG - TRANSFERRED TO SA GOVERNMENT SCHOOL	5	50.0%

Data Source: Department for Education Destination Data Report, 2023. Data extract term 3 2023. Data shows recorded destinations for students that left the school in the previous year. Data is uploaded by schools in term 3 and may not reflect final or total figures at time of report creation.

# Highest Qualifications held by the teaching workforce and workforce composition

All teachers at this school are qualified and registered with the SA Teachers Registration Board.

Qualification Level	Number of Qualifications
Bachelor's degrees or Diplomas	11
Postgraduate Qualifications	5

Data Source: Data extracted from Mandatory Workforce Information Collections as on the last pay date of June 2023. As self-reported by staff in the system.

Please note: Data includes staff who are Actively employed and on extended paid leave. Please note only the highest qualification of the Teaching staff is reported. Excludes any number of other certifications earned.

## Workforce composition including indigenous staff

	Non-Teaching Staff		Teaching Staff	
	Indigenous	Non-Indigenous	Indigenous	Non-Indigenous
Full-Time Equivalents	0.0	3.7	0.6	12.7
Persons	0.0	7.0	1.0	16.0

Data Source: Data extracted from Mandatory Workforce Information Collection as on the last pay date of June 2023.

Please note: Data includes staff who are actively employed and on extended paid leave. "Indigenous category" is self-reported by staff in the system.

## Financial Statement

Funding Source	Amount
Grants: State	\$2,234,878.86
Grants: Commonwealth	\$0.0
Parent Contributions	\$61,228.29
Fund Raising	\$13,452.64
Other	\$47,775.65

Data Source: School supplied data.